

Govt ITI UDUPI RACT 25-27

Q. ID: ITISKILL6624YO | May 2026

84.00% 21 / 25

Student Name	Anush kural	Access Code	8303
Attempt No.	#1	Completion Time	10:47 AM
Rank	#2	Total Questions	25

21 SCORE

25 MAX MARKS

21 CORRECT

4 INCORRECT

Answer Review

Q1 **CORRECT** Which component belongs to indoor unit of split AC?

A. Compressor

B. Condenser

C. Evaporator

D. Drier

Q2 **CORRECT** Which motor is used to drive the blower of indoor unit in ductable split air conditioners?

A. Shaded pole motor

B. Permanent split capacitor motor

C. Three phase induction motor

D. Capacitor start capacitor run motor

Q3 **CORRECT** Which material is used to make ducts in split AC?

A. Thermocole

B. GI sheet

C. Wood

D. Fibre

Q4 **CORRECT** Which type fan blade is used with out door unit of split AC?

A. Vane

B. Guide vane

C. Propeller

D. Centrifugal

Q5 **CORRECT** How many fan motors are used in split AC?

A. Two

B. Five

C. Four

D. Three

Q6 **CORRECT** Which type of fan blade is used with indoor unit?

A. Guide vane

B. Blower

C. Axial

D. Vane

Q7 **CORRECT** Where the refrigerant is stored in split AC during pump down operation?

A. Accumulator

B. Compressor

C. Evaporator

D. Condenser

Q8 **INCORRECT** Which horizontal distance is preferred between indoor and outdoor units in ductable split AC installation?

A. 15 meters

B. 12 meters

C. 20 meters

D. 25 meters

Q9 **CORRECT** What is the function of starting capacitor in CSIR motor?

A. Gives initial torque

B. Gives running torque

C. Corrects power factor

D. Improves energy efficiency

Q10 **CORRECT** Which is the mounting location of evaporator in ductable split unit?

A. Floor mounting

B. Wall mounting

C. Ceiling mounting

D. Roof mounting

Q11 **CORRECT** What is the function of remote control in split AC?

A. Humidity setting

B. Pressure setting

C. Drain water control

D. Transmits signal to operate AC

Q12 **CORRECT** How the pressure drop of refrigerant flow is minimised during installation of indoor and outdoor units in ductable split AC?

A. Pipe lines with more joints

B. With more horizontal distance

C. System pipes with minimum bends

D. Install units as far as possible

Q13 **CORRECT** What is the reason for poor condensation in split AC?

A. High ambient temperature

B. Low ambient temperature

C. Condenser tube leaky

D. Blower motor failure

Q14 **CORRECT** What is the effect on defective thermostat sensor in split AC?

A. Unit consumes less power

B. Increases super heat

C. AC unit runs continuously

D. Relay malfunctions

Q15 **CORRECT** What is the reason for air conditioner running continuously but no cooling effect ?

A. Condensation poor

B. Refrigerant is more

C. Refrigerant leaked

D. Over charged oil

Q16 **CORRECT** What is the value of 'X' if $x - y = 6$ and $x + y = 8$?

A. 5

B. 6

C. 7

D. 14

Q17 **CORRECT** What is the value of $a^2 + b^2$ if $a + b = 9$ and $ab = 20$?

A. 121

B. (-121)

C. 41

D. (-41)

Q18 **CORRECT** Which force acts on crank shaft?

A. Shear stress

B. Torsional stress

C. Tensile stress

D. Compressive stress

Q19 **CORRECT** What is the centre of gravity of a solid hemisphere from its base?

A. $4r/5$

B. $3r/8$

C. $3r/4$

D. $r/2$

Q20 **INCORRECT** What is volume of the cylinder whose radius is 7 cm and height 12 cm?

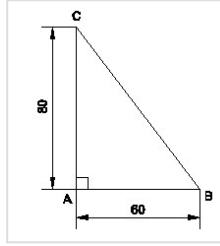
A. 1842 c.c

B. 1844 c.c

C. 1846 c.c

D. 1847 c.c

Q21 **CORRECT** Identify the name of the triangle? | ತ್ರಿಕೋನದ ಹೆಸರನ್ನು ಗುರುತಿಸುವುದೇ?



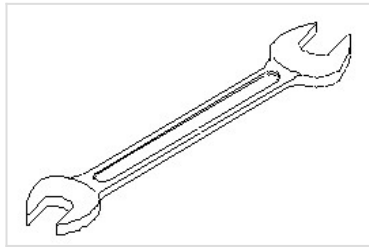
A. Equilateral triangle | ಸಮಕೋನ ತ್ರಿಕೋನ

B. Isosceles triangle | ಸಮದ್ವಿಬಾಹು ತ್ರಿಭುಜ

C. Scalene triangle | ಸ್ಕೇಲಿನ್ ತ್ರಿಕೋನ

D. Right angle triangle | ಬಲ ಕೋನ ತ್ರಿಕೋನ

Q22 **CORRECT** Identify the name of tool? | ಉಪಕರಣದ ಹೆಸರನ್ನು ಗುರುತಿಸುವುದೇ?



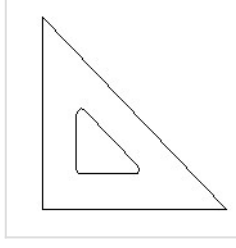
A. Open end spanner | ಓಪನ್ ಎಂಡ್ ಸ್ಪ್ಯಾನರ್

B. Ring spanner | ರಿಂಗ್ ಸ್ಪ್ಯಾನರ್

C. Combination spanner | ಕಾಂಬಿನೇಶನ್ ಸ್ಪ್ಯಾನರ್

D. Adjustable spanner | ಹೊಂದಿಸುಹುದಾದ ಸ್ಪ್ಯಾನರ್

Q23 **INCORRECT** Identify the name of set square? | ಸೆಟ್ ಚೌಕದ ಹೆಸರನ್ನು ಗುರುತಿಸುವುದೇ?



A. 15° set square | 15° ಸೆಟ್ ಸ್ವೇರ್

B. 60° set square | 60° ಸೆಟ್ ಸ್ವೇರ್

C. 30° set square | 30° ಸೆಟ್ ಸ್ವೇರ್ □

D. 45° set square | 45° ಸೆಟ್ ಸ್ವೇರ್ □

Q24 **CORRECT** Identify the name of tool? | ಉಪಕರಣದ ಹೆಸರನ್ನು ಗುರುತಿಸುವುದೇ?



A. Ball peen hammer | ಬಾಲ್ ಪೆನ್ ಸುತ್ತಿಗೆ

B. Mallet | ಮ್ಯಾಲೆಟ್ □

C. Cross peen hammer | ಕ್ರಾಸ್ ಪೀನ್ ಸುತ್ತಿಗೆ

D. Straight peen hammer | ಸ್ಟ್ರೇಟ್ ಪೆನ್ ಸುತ್ತಿಗೆ

Q25 **INCORRECT** Compass used to draw for ____. | ಕಂಪಾಸ್ ಅನ್ನು _____ ಗೆ ಸೆಳೆಯಲು ಬಳಸಲಾಗುತ್ತದೆ.

A. rectangle | ಆಯಾತ

B. square | ಚದರ □

C. circle | ವೃತ್ತ □

D. triangle | ತ್ರಿಕೋನ

