

# Loyola pvt ITI Vijayapur

## ITI Quiz - 09-Feb-2026 10:30 AM

Q. ID: ITISKILL0999GW | February 2026

40.00% 20 / 50

Student Name	Vittal Chavan	Access Code	7657
Attempt No.	#1	Completion Time	10:55 AM
Rank	#20	Total Questions	50

20 SCORE

50 MAX MARKS

20 CORRECT

30 INCORRECT

### Answer Review

Q1 **INCORRECT** Which ministry of India regulate the motor vehicle activity?

A. Minister of finance

B. Minister of defence

C. Minister of rural and development

D. Minister of road transport and highways

Q2 **CORRECT** Which equipment used for quick inspection under chassis of a car?

A. Stand

B. Screw jack

C. Trolley jack

D. Two post hoist

Q3 **CORRECT** Where the emulsion tube is provided in solex carburetor?

A. Choke

B. Idle jet

C. Main jet

D. Cold starter

Q4 **INCORRECT** What is the specification of 6J x 15?

A. Tyre size

B. Engine size

C. Vehicle size

D. Wheel rim size

Q5 **CORRECT** Which digit indicate the engine type in 17 digit of vin number?

A. 2 digit

B. 3 digit

C. 5 digit

D. 8 digit

Q6 **INCORRECT** How the amount of work done in a specification is called?

A. Torque

B. Power

C. Stroke length

D. Cycle

Q7 **INCORRECT** Which engine has more length?

A. Opposed engine

B. 'V' engine

C. Inline engine

D. Radial engine

Q8 **INCORRECT** Which is the engine having cylinders in 180 Degree?

A. Inline engine

B. V- engine

C. Opposed engine

D. Radial engine

Q9 **INCORRECT** How can identify a four stroke engine?

A. Valves

B. Ports

C. Cavities

D. Passages

Q10 **CORRECT** What is the working cycle of compression ignition engine?

A. Diesel cycle

B. Otto cycle

C. Sterling cycle

D. Rankin cycle

Q11 **INCORRECT** How the ports are opened and closed in two stroke engine?

A. Movement of valve

B. Movement of Rocker arm

C. Movement of piston

D. Movement piston pin

Q12 **INCORRECT** How many crank shaft rotation required to open exhaust valve one time in four stroke engine?

A. One

B. Two

C. Three

D. Four

Q13 **CORRECT** What is the volume of the space above the piston at TDC?

A. Swept volume

B. Clearance volume

C. Total volume

D. Displace volume

Q14 **INCORRECT** How many times, ports are open in two rotation of crank shaft in two stroke engine?

A. One time

B. Two times

C. Three times

D. Four times

Q15 **CORRECT** Where is the air fuel mixture compressed in the two stroke petrol engine?

A. Intake port

B. Exhaust port

C. Transfer port

D. Combustion chamber

Q16 **INCORRECT** How many crank shaft rotations required to get one power in four stroke single cylinder diesel engine?

A. One

B. Two

C. Three

D. Four

Q17 **INCORRECT** What is the angle of throw for 4 cylinder engine?

A. 60 Degree

B. 90 Degree

C. 120 Degree

D. 180 Degree

Q18 **INCORRECT** Which is used to determine the stroke of an engine?

A. Cycle

B. Throw

C. Dia of piston

D. Length of connecting rod

**Q19** **CORRECT** How the set of operations performed in sequence of motion of the piston in an engine produce power is called?

**A.** Cycle

**B.** Stroke

**C.** Stroke

**D.** Efficiency

**Q20** **CORRECT** Which is the compression pressure of C.I engine?

**A.** 90 to 160 psi

**B.** 180 to 280 psi

**C.** 290 to 390 psi

**D.** 400 to 550 psi

**Q21** **CORRECT** Which is the engine called as constant volume cycle?

**A.** S.I engine

**B.** C.I engine

**C.** Turbine engine

**D.** Steam engine

**Q22** **CORRECT** A cycle consisting of one constant pressure, one constant volume and two isentropic processes is known as

**A.** Constant volume

**B.** Constant pressure

**C.** Diesel Cycle

**D.** Isothermal

Q23 **INCORRECT** A cycle consisting of one constant pressure, one constant volume and two isentropic processes is known as

A. Constant volume

B. Constant pressure

C. Diesel Cycle

D. Isothermal

Q24 **INCORRECT** What is the name the portion below the piston boss?

A. Land of the piston

B. Ring section of the piston

C. Crown of the piston

D. Skirt of the piston

Q25 **INCORRECT** What type of bearing fitted in the connecting rod big end?

A. Needle bearing

B. Ball bearing

C. Taper roller bearing

D. Shell bearing

Q26 **CORRECT** Which part connect the piston with connecting rod?

A. Piston pin

B. Spilt pin

C. Crank pin

D. Cotter pin

Q27 **CORRECT** Which part is connect the piston with crank pin?

A. Push rod

B. Connecting rod

C. Cam Shaft

D. Crank Shaft

Q28 **CORRECT** Which tool used to remove the crank shaft pulley?

A. Double end spanner

B. Ring spanner

C. Pipe wrench

D. Puller

Q29 **INCORRECT** Which tool is used to measure the diameter of the crank shaft main journal?

A. Inside micrometer

B. Outside micrometer

C. Three point internal micrometer

D. Master ring gauge

Q30 **INCORRECT** What is the material for cam shaft?

A. Forged alloy steel

B. Copper alloy

C. Aluminium alloy

D. Zinc alloy

Q31 **CORRECT** Which tool is required to remove the valves?

A. Torque wrench

B. Valve spring lifter

C. Box spanner

D. Scraper

Q32 **INCORRECT** Which instrument is used to check the vacuum of the cylinder?

A. Compression gauge

B. Dial gauge

C. Vacuum gauge

D. Wire gauge

Q33 **INCORRECT** Which measuring instrument used to check the fly wheel face out?

A. Dial indicator

B. Compression gauge

C. Outside micrometer

D. Feeler gauge

Q34 **INCORRECT** Which is the most preferred use of taper roller bearings?

A. Gear boxes

B. Fly wheel and water pump

C. Differential and wheel hub

D. Connecting rods

Q35 **INCORRECT** What is the property of a bearing helps to with stand metal to metal contact?

A. Surface action

B. Thermal conductivity

C. Fatigue strength

D. Embeddability

Q36 **INCORRECT** Which is the most preferred use of roller bearings?

A. Gear boxes

B. Fly wheel

C. Differential

D. Connecting rods

Q37 **CORRECT** Which is connected with piston through piston pin?

A. Gudgeon pin

B. Connecting rod

C. Cam shaft

D. Rocker arm

Q38 **INCORRECT** Which is the key element in converting reciprocating motion in to rotary motion?

A. Connecting rod

B. Gudgeon pin

C. King pin

D. Cam shaft

Q39 **INCORRECT** What is the square root of 0.017?

A. 0.001

B. 0.13

C. 0.00001

D. 0.000001

Q40 **INCORRECT** What is the definition of ratio?

A. Relation of two quantities of the same kind

B. Relation of two quantities of the different kind

C. Equality between two ratios

D. Inequality between two ratios

Q41 **INCORRECT** What is the ratio of 4 kg to 800 grams?

A. 05:01

B. 04:08

C. 08:04

D. 02:04

Q42 **INCORRECT** What percentage of 80 is 20?

A. 0.8

B. 0.4

C. 0.25

D. 0.2

Q43 **INCORRECT** How much is 8% of 40 kg?

A. 2.2 kg

B. 3.2 kg

C. 4.2 kg

D. 5.2 kg

Q44 **CORRECT** Convert 52% into fraction?

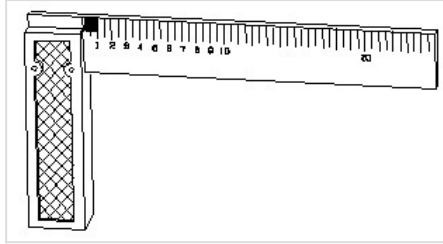
A. (9/25)

B. (11/25)

C. (13/25)

D. (17/25)

Q45 **CORRECT** 1). Identify the name of tool? | ಉಪಕರಣದ ಹೆಸರನ್ನು ಗುರುತಿಸುವುದೇ?



A. Try square | ಟ್ರೈ ಸ್ಕ್ವೇರ್

B. Surface gauge | ಮೇಲ್ಮೈ ಮಾಪಕ

C. Steel rule | ಸ್ಟೀಲ್ ರೂಲ್

D. Feeler gauge | ಫೀಲರ್ ಗೇಜ್

Q46 **INCORRECT** Identify the conventional symbol of material? | ವಸ್ತುವಿನ ಕನ್ವೆಷನಲ್ ಚಿಹ್ನೆಯನ್ನು ಗುರುತಿಸಿ?



A. Lead | ಲೀಡ್

B. Glass | ಗಾಜು □

C. Wood | ಮರ □

D. Paper | ಪೇಪರ್

Q47 **INCORRECT** Identify the name of the triangle? | ತ್ರಿಕೋನದ ಹೆಸರನ್ನು ಗುರುತಿಸುವುದೇ?



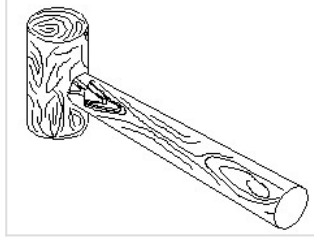
A. Equilateral triangle | ಸಮಕೋನ ತ್ರಿಕೋನ

B. Isosceles triangle | ಸಮದ್ವಿಬಾಹು ತ್ರಿಭುಜ

C. Scalene triangle | ಸ್ಕೇಲಿನ್ ತ್ರಿಕೋನ □

D. Right angle triangle | ಬಲ ಕೋನ ತ್ರಿಕೋನ □

Q48 **CORRECT** Identify the name of tool? | ಉಪಕರಣದ ಹೆಸರನ್ನು ಗುರುತಿಸುವುದೇ?



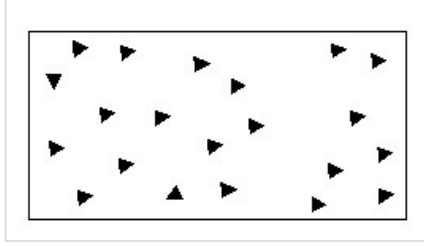
A. Ball pein hammer | ಬಾಲ್ ಪೆನ್ ಸುತ್ತಿಗೆ

B. Mallet | ಮ್ಯಾಲೆಟ್

C. Cross pein hammer | ಕ್ರಾಸ್ ಪೀನ್ ಸುತ್ತಿಗೆ

D. Straight pein hammer | ಸ್ಟ್ರೇಟ್ ಪೆಯಿನ್ ಸುತ್ತಿಗೆ

Q49 **CORRECT** Identify the conventional symbol of material? | ವಸ್ತುವಿನ ಕನ್ವೆಷನಲ್ ಚಿಹ್ನೆಯನ್ನು ಗುರುತಿಸಿ?



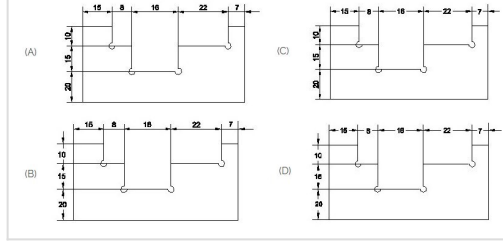
A. Steel | ಸ್ಟೀಲ್

B. Wood | ಮರ

C. Glass | ಗಾಜು

D. Concrete | ಕಾಂಕ್ರೀಟ್

Q50 **CORRECT** Identify the correct aligned system dimension? | ಸರಿಯಾದ ಜೋಡಿಸಲಾದ ಸಿಸ್ಟಮ್ ಆಯಾಮವನ್ನು ಗುರುತಿಸುವುದೇ?



A. A

B. B

C. C

D. D