

# Loyola ITI

## Loyola ITI

Q. ID: ITISKILL77715Q | April 2026

24.00% 12 / 50

Student Name	abdul rehman peerjade	Access Code	4313
Attempt No.	#1	Completion Time	10:35 AM
Rank	#14	Total Questions	50

12 SCORE

50 MAX MARKS

12 CORRECT

38 INCORRECT

### Answer Review

Q1 **INCORRECT** What is the colour of pilot lamp provided in the vehicle?

A. Red

B. Green

C. White

D. Orange

Q2 **CORRECT** What is the colour of front indicator lamps?

A. Red

B. White

C. Green

D. Orange

Q3 **INCORRECT** What is the expansion of LED?

A. Long electrical diodes

B. Light electronic diodes

C. Light emitting diodes

D. Limited electrical data

Q4 **INCORRECT** What is the gas filled in the sealed beam head lights?

A. Oxygen gas

B. Nitrogen gas

C. Argon gas

D. Hydrogen gas

Q5 **INCORRECT** Where the red colour indicator lamps are provided in the vehicle?

A. Front side

B. Pilot lamp

C. Side of vehicle

D. Rear side

Q6 **CORRECT** What is the advantage of using side indicator in a vehicle?

A. Prevent accident while turning left and right

B. Provide effective illumination

C. Indicate the vehicle behind

D. Provide enough visibility

Q7 **CORRECT** What is the use of cornering light in a vehicle?

- A. Provide interior illumination
- B. Highlight the blind spot during bend
- C. Indicate traffic behind vehicle
- D. Provide enough visibility to driver

Q8 **INCORRECT** Which type of head light provide 25% more light than sealed beam head lights?

- A. Neon type head light
- B. Halogon head light
- C. LED type head light
- D. LCD type head light

Q9 **CORRECT** Which type of lights provide maximum brightness in a shorter time?

- A. LED light
- B. LCD light
- C. Halogan light
- D. Neon light

Q10 **INCORRECT** What is the purpose of indexing pin provided in the bulb case?

- A. Complete the circuit
- B. Retain the bulb in the socket
- C. Prevent damage to light
- D. For easy identification

Q11 **INCORRECT** What is the use of single red lamp of 24 watts fitted at the rear?

- A. Provide enough visibility
- B. Give indication the traffic behind
- C. Help driver to see full width of road
- D. Provide interior illumination

Q12 **INCORRECT** What is the use of tail light?

- A. Indication to vehicle behind
- B. Indication to slowing down
- C. Provide interior illumination
- D. Provide enough visibility

Q13 **INCORRECT** Which light give indication to the traffic behind the vehicle for slowing down?

- A. Stop light
- B. Fog light
- C. Dome light
- D. Head light

Q14 **CORRECT** Which light provide effective illumination during snowfall?

- A. Head light
- B. Parking light
- C. Fog light
- D. Stop light

Q15 **CORRECT** What is the purpose of dome light circuit?

- A. Panel board gauges indication
- B. Interior illumination
- C. Used for parking vehicle on road
- D. Provide enough visibility to driver

Q16 **INCORRECT** Which circuit provide miniature bulbs to know the working gauges?

- A. Panel light circuit
- B. Head light circuit
- C. Parking light circuit
- D. Stop light circuit

Q17 **INCORRECT** What is the use of two small lamps fitted front and rear of vehicle?

- A. Used for visibility
- B. Provide illumination
- C. Used for parking on the road

Q18 **INCORRECT** Which lighting circuit provided with dip and dim switch?

- A. Parking light circuit
- B. Head light circuit
- C. Panel light circuit
- D. Fog light circuit

Q19 **INCORRECT** What is the purpose of V? pulley in the charging system?

A. Drive the cam shaft

B. Rotate the alternator rotor

C. Drive the crank shaft

D. Support rectifier mounting plates

Q20 **INCORRECT** Which type of DC starter motor generally used in automobiles?

A. Series type

B. Shunt type

C. Compound type

D. Parallel type

Q21 **INCORRECT** What is the working principle of alternator?

A. Ohms law

B. Law of resistance

C. Electromagnetic induction

D. Lenz's law

Q22 **INCORRECT** What is the material used to make diodes?

A. Mica

B. Silicon

C. Alumina foil

D. Graphite

Q23 **INCORRECT** Which part of bendix drive starting system limit the turning of the sleeve on the armature shaft?

A. Pinion

B. Bendix drive spring

C. Anti drift spring

D. Fly wheel

Q24 **CORRECT** What is the purpose of slot provided in the laminated cylindrical iron core of stator assembly?

A. For lubrication

B. For fitting insulated windings

C. For easy fitting

D. Provide space for cooling

Q25 **INCORRECT** What is the function of over running clutch in the starting system?

A. Protect armature from damage

B. Prevent sliding movement of pinion

C. Operate the solenoid

D. Drive the armature shaft

Q26 **INCORRECT** How the alternator field terminal is connected to the battery?

A. By ignition switch

B. By indicator lamp

C. By charge indicator

D. By voltage regulator

Q27 **INCORRECT** What is the function of solenoid switch?

A. Open and close the circuit between primary and secondary

B. Stepdown voltage from primary to secondary winding

C. Close the contact between battery and starting motor

D. Shift the lever to engage the plunger

Q28 **INCORRECT** Which type of winding is connected to the starter switch in the solenoid switch?

A. Pull in winding

B. Hold in winding

C. Compound winding

D. Primary winding

Q29 **INCORRECT** What is the minimum RPM of crank shaft required to start the engine?

A. 180 RPM

B. 200 RPM

C. 100 RPM

D. 150 RPM

Q30 **INCORRECT** Where the starter motor located?

A. Front side of engine

B. Rear side of engine

C. Top side of engine

D. Bottom of engine

Q31 **INCORRECT** Why it is necessary to disengage the starter pinion from fly wheel ring gear once the engine has started?

A. Prevent damage to starter motor

B. Prevent wastage of current

C. Reduce the wear on commutator

D. Increase the fuel efficiency

Q32 **INCORRECT** How the armature winding ends are connected with commutator?

A. By welding

B. By soldering

C. By riveting

D. By brazing

Q33 **INCORRECT** What is the purpose of alternator?

A. Produce more electricity at high RPM

B. Produce more electricity at low RPM

C. Produce constant electric supply at high RPM

D. Produce variable electric supply at high RPM

Q34 **INCORRECT** What is the function of diodes?

A. Convert AC to DC

B. Convert DC to AC

C. Step up voltage

D. Step down voltage

Q35 **INCORRECT** Which device used to prevent damage to the battery and other electrical accessories?

A. Voltage regulator

B. Current regulator

C. Distributor assembly

D. Alternator

Q36 **CORRECT** What is the possible cause of motor not running and no operating sound of magnetic switch?

A. Burnt commutator

B. Battery discharged

C. Worn brushes

D. Worn pinion tip

Q37 **INCORRECT** What is the cause of low voltage output from alternator?

A. Faulty regulator

B. Loose mountings

C. Wornout bearing

D. Loose drive pulley

Q38 **CORRECT** What causes no charge when engine is running?

A. Drive belt loose

B. Shorted rectifier

C. Sticky regulator

D. Brushes not seating properly

Q39 **INCORRECT** What is the ratio between the change in dimension to its original dimension of the substance?

A. Stress

B. Strain

C. Poisson's ratio

D. Factor of safety

Q40 **CORRECT** What is the unit of strain?

A.  $\text{Kg/cm}^2$

B.  $\text{Newton/metre}^2$

C. Metre

D. No unit

Q41 **INCORRECT** What is the ratio of change in length to original length?

A. Linear strain

B. Lateral strain

C. Volumetric strain

D. Poisson's ratio

Q42 **INCORRECT** What is the ratio between lateral strain and longitudinal strain?

A. Hooks law

B. Young's modulus

C. Bulk modulus

D. Poisson's ratio

Q43 **INCORRECT** Which symbol is used to express change in length?

A. L

B.  $\Delta l$

C. l

D. e

Q44 **INCORRECT** Which one is the ratio of stress?

A. Load and area

B. Load and direction

C. Load and diameter

D. Load and time

Q45 **INCORRECT** Which force acts on rivets?

A. Tensile force

B. Compressive force

C. Shear force

D. Bending force

Q46 **INCORRECT** What is the formula for bulk modulus?

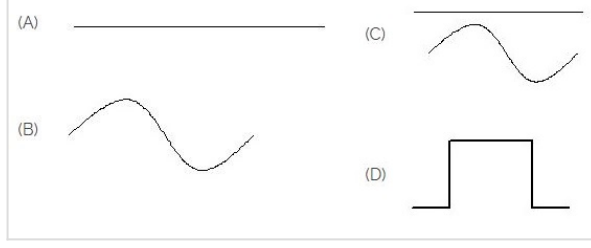
A. Tensile stress/Tensile strain

B. Compressive stress/Compressive strain

C. Volumetric stress/Volumetric strain

D. Shear stress/Shear strain

Q47 **CORRECT** Identify the symbol for direct and alternating current. | ನೇರ ಮತ್ತು ಪರ್ಯಾಯ ಪ್ರವಾಹದ ಚಿಹ್ನೆಯನ್ನು ಗುರುತಿಸಿ.




A. A

B. B

C. C

D. D

Q48 **CORRECT** Which is ball peen hammer? | ಬಾಲ್ ಪೀನ್ ಸುತ್ತಿಗೆ ಯಾವುದು?



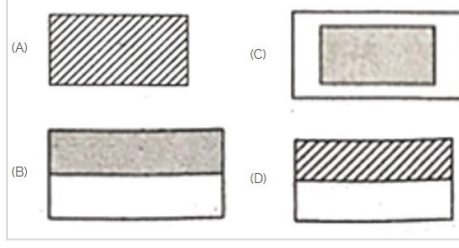
A. A

B. B

C. C

D. D

Q49 **INCORRECT** Choose the symbol for main fuse board without switches (P). | ಸಿಬ್ಬಿಟ್‌ಗಳು (ಪಿ) ಇಲ್ಲದೆ ಮುಖ್ಯ ಫ್ಯೂಸ್ ಬೋರ್ಡ್‌ಗಾಗಿ ಚಿಹ್ನೆಯನ್ನು ಆರಿಸಿ.



A. A

B. B

C. C

D. D

Q50 **INCORRECT** Which device is used to start and stop a motor? | ಮೋಟಾರ್ ಅನ್ನು ಪ್ರಾರಂಭಿಸಲು ಮತ್ತು ನಿಲ್ಲಿಸಲು ಯಾವ ಸಾಧನವನ್ನು ಬಳಸಲಾಗುತ್ತದೆ?

A. Rotor | ರೋಟರ್

B. Starter | ಸ್ಟಾರ್ಟರ್

C. Stator | ಸ್ಟೇಟರ್

D. Slip ring | ಸ್ಲಿಪ್ ರಿಂಗ್