

Loyola ITI

Mechanic Motor Vehicle

Q. ID: ITISKILL4552UW | February 2026

28.00% 14 / 50

Student Name	ABJALKHAN	Access Code	1268
Attempt No.	#1	Completion Time	11:00 AM
Rank	#17	Total Questions	50

14 SCORE

50 MAX MARKS

14 CORRECT

36 INCORRECT

Answer Review

Q1 **INCORRECT** What is the recommended valve of combined angle in the steering system?

A. 5 - 8 Degree

B. 9 - 10 Degree

C. 12 - 15 Degree

D. 15 - 18 Degree

Q2 **INCORRECT** What is the steering linkage ratio if the pitman arm length twice of steering arm length?

A. 02:01

B. 02:01

C. 01:02

D. 02:03

Q3 **CORRECT** What is the average power steering gear ratio followed in general?

- A. 40% less than manual steering
- B. Equal to manual steering
- C. 20% less than manual steering
- D. 10% more than manual steering

Q4 **INCORRECT** What is the maximum air pressure supplied by the compressor in the air suspension system?

- A. 100 to 115 PSI
- B. 180 to 210 PSI
- C. 120 to 125 PSI
- D. 200 to 215 PSI

Q5 **INCORRECT** How the tyre height is calculated?

- A. Rim dia - tyre outer dia
- B. Tyre outer dia - Rim dia
- C. Thread width + Tyre width
- D. Tyre width + Bead circle dia

Q6 **INCORRECT** Which part of tyre referred as 'Crown'?

- A. Thread width
- B. Rim width
- C. Tyre width
- D. Thread radius

Q7 **INCORRECT** What is the name of distance between most protruding portions on both sides of tyre?

A. Tyre outer diameter

B. Tyre height

C. Tyre width

D. Thread radius

Q8 **INCORRECT** What does the no: 14PR denotes in the tyre specification 9? x 14 - 14PR?

A. Shoulder width

B. Bead circle dia

C. Ply rating

D. Tyre thickness

Q9 **INCORRECT** How the tyre is specified?

A. Shoulder width, Bead circle dia, Ply rating

B. Shoulder dia, Bead circle dia, Ply rating

C. Shoulder width, Tyre thickness

D. Ply rating, tyre inner circle dia, shoulder width

Q10 **CORRECT** Which type of wheel consist two separate discs are clamped together?

A. Split wheel

B. Wire wheel

C. Disc wheel

D. Heavy vehicle

Q11 **CORRECT** Which steering system will provide assistance even when the engine is not running?

A. Integral power steering

B. Linkage power steering

C. Electronic power steering

D. Manual steering

Q12 **INCORRECT** What is the advantage of coil spring?

A. Good load carrying capacity

B. High steering and stability

C. Low space requirement

D. Provide greater pay load

Q13 **INCORRECT** Which system provided between axles and chassis frame?

A. Braking system

B. Suspension system

C. Steering system

D. Cooling system

Q14 **CORRECT** Which angle helps in self centering of wheels after negotiating a turn?

A. Castor angle

B. King pin inclination

C. Camber angle

D. Included angle

Q15 **INCORRECT** Which type of spring suspension responds quickly to road shocks? |

A. Compression spring

B. Coil spring

C. Helical spring

D. Transverse spring

Q16 **CORRECT** Which type of shock absorber is easy for replacement and handling?

A. Vane type

B. Piston type

C. Mechanical type

D. Telescopic type

Q17 **INCORRECT** Which type of shock absorber absorbs shocks with the help of friction disc and spring?

A. Hydraulic type

B. Electrical type

C. Mechanical type

D. Pneumatic type

Q18 **INCORRECT** Which device in the air suspension system observe vibration of low amplitude and high frequency?

A. Shock absorber

B. Suspension spring

C. Air bags in the system

D. Leaf spring

Q19 **INCORRECT** Where the airbags are located in the air suspension system?

A. Between frame and vehicle axle

B. Between high control valve and frame

C. Between air pressure regulator and front axle

D. Between brake tank and vehicle axle

Q20 **CORRECT** What is the purpose of air suspension?

A. Used for leveling purpose

B. Reduce the suspension weight

C. Increase the directional stability

D. Reduce the space occupation

Q21 **INCORRECT** What is the disadvantage of independent suspension system?

A. More maintenance cost

B. Vibration damping is less effective

C. Shocks transmitted from one wheel to other

D. Spring weight is more

Q22 **INCORRECT** What is the advantage of using nitrogen in the tyres?

A. Provide positive road grip

B. Increase the tyre life

C. Provide cushioning effect on the vehicle

D. Observe shocks and vibration

Q23 **INCORRECT** What is the use of compact spare tyres?

- A. Used for breakdown
- B. Used for high altitude
- C. Withstand heavy load
- D. Withstand high temperature

Q24 **CORRECT** Which rating indicate the braking capabilities of the tire to the consumer?

- A. Ply rating
- B. Tyre rating
- C. Traction rating
- D. Temperature rating

Q25 **INCORRECT** What is the advantage of using run flat tyres?

- A. Less cost and maintance
- B. Eliminate head for spare tyre and jack
- C. Resist vibration
- D. Provide equal distribution of load

Q26 **INCORRECT** What is the reason of faster wear out of tyre edges?

- A. Under inflated tyre
- B. Over inflated tyre
- C. Un equal load distribution
- D. Defective suspension system

Q27 **CORRECT** What will be the result of improper brake adjustment?

- A. Hard steering
- B. Wheel wobbling
- C. Steering wheel play
- D. Vehicle pulling to one side

Q28 **CORRECT** Which principle is applicable for hydraulic brakes?

- A. Pascal's law
- B. Boyle's law
- C. Newton's law of motion
- D. Hooke's law

Q29 **INCORRECT** What is the permitted brake pedal travel in the hydraulic brake system?

- A. 2 to 12 mm
- B. 6 to 12 mm
- C. 7 to 12 mm
- D. 9 to 12 mm

Q30 **INCORRECT** What is the material used to make brake drum?

- A. Stainless steel
- B. High carbon steel
- C. Special type castiron
- D. High speed steel

Q31 **INCORRECT** What is the brake pedal free play range permitted while adjusting?

A. 4 mm to 8 mm

B. 8 mm to 10 mm

C. 6 mm to 12 mm

D. 13 mm to 18 mm

Q32 **CORRECT** What is the purpose of V pulley in the charging system?

A. Drive the cam shaft

B. Rotate the alternator rotor

C. Drive the crank shaft

D. Support rectifier mounting plates

Q33 **INCORRECT** What is the working principle of alternator?

A. Ohms law

B. Law of resistance

C. Electromagnetic induction

D. Lenz's law

Q34 **INCORRECT** How the alternator field terminal is connected to the battery?

A. By ignition switch

B. By indicator lamp

C. By charge indicator

D. By voltage regulator

Q35 **INCORRECT** What is the possible cause of high fuel consumption?

A. High fuel in the tank

B. Low fuel in the tank

C. Wrong injection timing

D. High compression pressure

Q36 **CORRECT** Why a diesel engine starts but not running idle?

A. Low fuel level in tank

B. Low charged battery

C. Clogged nozzle

D. No air in fuel system

Q37 **INCORRECT** What is the effect of defective injector?

A. Engine does not start

B. Engine over heated

C. High fuel pressure

D. High oil pressure

Q38 **INCORRECT** What is to be checked up if the engine overheats?

A. Hydraulic fluid level

B. Fuel level

C. Coolant level

D. Electrolyte level

Q39 **INCORRECT** Which affects the centre of gravity of the object

A. Weight

B. Mass

C. Density

D. Shape

Q40 **INCORRECT** What is the name of the point at which all the weight of the body concentrated?

A. Initial point

B. Centre of gravity

C. Centroid

D. Central point

Q41 **INCORRECT** Where the centre of gravity of a circle lies?

A. At its centre

B. Any where on its radius

C. Any where on its circumference

D. Any where on its diameter

Q42 **INCORRECT** What is the centre of gravity of a right circular cone from its base?

A. $h/2$

B. $h/3$

C. $h/4$

D. $h/5$

Q43 **INCORRECT** What is the centre of gravity of a sphere?

A. At the centre

B. On the circumference

C. At the diameter

D. At the radius

Q44 **INCORRECT** Which state of equilibrium's example is, A cone resting on its base?

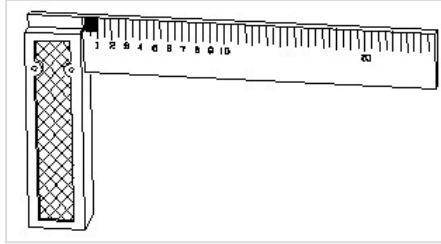
A. Un-stable

B. Neutral

C. Stable

D. Bothe A and B

Q45 **CORRECT** 1). Identify the name of tool? | ಉಪಕರಣದ ಹೆಸರನ್ನು ಗುರುತಿಸುವುದೇ?



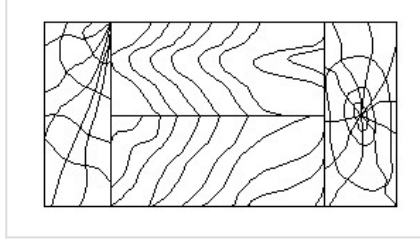
A. Try square | ಟ್ರೈ ಸ್ಕ್ವೇರ್

B. Surface gauge | ಮೇಲ್ಮೈ ಮಾಪಕ

C. Steel rule | ಸ್ಟೀಲ್ ರೂಲ್

D. Feeler gauge | ಫೀಲರ್ ಗೇಜ್

Q46 **CORRECT** Identify the conventional symbol of material? | ವಸ್ತುವಿನ ಕನ್ವೆಷನಲ್ ಚಿಹ್ನೆಯನ್ನು ಗುರುತಿಸಿ?



A. Lead | ಲೀಡ್

B. Glass | ಗಾಜು

C. Wood | ಮರ □

D. Paper | ಪೇಪರ್

Q47 **INCORRECT** Identify the name of the triangle? | ತ್ರಿಕೋನದ ಹೆಸರನ್ನು ಗುರುತಿಸುವುದೇ?



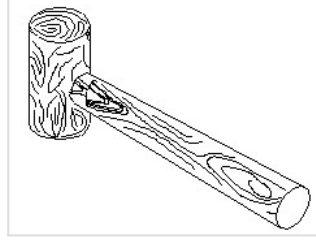
A. Equilateral triangle | ಸಮಕೋನ ತ್ರಿಕೋನ

B. Isosceles triangle | ಸಮದ್ವಿಬಾಹು ತ್ರಿಭುಜ

C. Scalene triangle | ಸ್ಕೇಲಿನ್ ತ್ರಿಕೋನ □

D. Right angle triangle | ಬಲ ಕೋನ ತ್ರಿಕೋನ □

Q48 **INCORRECT** Identify the name of tool? | ಉಪಕರಣದ ಹೆಸರನ್ನು ಗುರುತಿಸುವುದೇ?



A. Ball pein hammer | ಬಾಲ್ ಪೆನ್ ಸುತ್ತಿಗೆ

B. Mallet | ಮ್ಯಾಲೆಟ್

C. Cross pein hammer | ಕ್ರಾಸ್ ಪೀನ್ ಸುತ್ತಿಗೆ

D. Straight pein hammer | ಸ್ಟ್ರೇಟ್ ಪೆಯಿನ್ ಸುತ್ತಿಗೆ

Q49 **CORRECT** Identify the conventional symbol of material? | ವಸ್ತುವಿನ ಕನ್ವೆಷನಲ್ ಚಿಹ್ನೆಯನ್ನು ಗುರುತಿಸಿ?



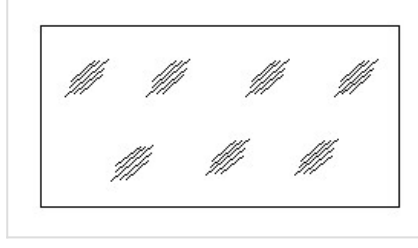
A. Steel | ಸ್ಟೀಲ್

B. Wood | ಮರ

C. Glass | ಗಾಜು

D. Concrete | ಕಾಂಕ್ರೀಟ್

Q50 **INCORRECT** Identify the conventional symbol of material? | ವಸ್ತುವಿನ ಕನ್ವೆಷನಲ್ ಚಿಹ್ನೆಯನ್ನು ಗುರುತಿಸಿ?



A. Concrete | ಕಾಂಕ್ರೀಟ್

B. Steel | ಸ್ಟೀಲ್

C. Wood | ಮರ

D. Glass | ಗಾಜು